

Prices for Securities Traded as of 19/04/2022

Printed 19/04/2022 14:50:25.025



PRICES FOR EQUITY SECURITIES TRADED ON 19/04/2022

S/N	COMPANY	PCLOSE	OOPEN	OPEN	HIGH	LOW	%SPREAD	OCLOSE	CLOSE	CHANGE	%CHANGI	TRADES	VOLUME	VALUE
1	ABBEYBDS	1.04	-	1.04	1.06	1.05	0.94	-	1.05	0.01 ↑	0.96	8	14,355,532	15,137,801.91
2	ABCTRANS	0.31	-	0.31	-	-	-	-	0.31	- →	-	11	67,698	22,274.84
3	ACADEMY	1.44	-	1.44	1.30	1.30	-	-	1.30	-0.14 ↓	-9.72	11	144,107	187,604.85
4	ACCESSCORP	10.25	-	10.25	10.35	10.20	1.45	10.35	10.35	0.10 ↑	0.98	249	23,960,306	247,074,360.65
5	AFRINSURE	0.20	-	0.20	0.20	0.20	-	-	0.20	- →	-	4	1,316,094	263,218.80
6	AFRIPRUD	6.00	-	6.00	6.05	5.95	1.65	-	5.95	-0.05 ↓	-0.83	65	5,043,383	30,183,713.00
7	AIICO	0.67	-	0.67	0.69	0.68	1.45	0.69	0.69	0.02 ↑	2.99	43	3,152,747	2,153,082.31
8	AIRTELAFRI	1,260.40	-	1,260.40	-	-	-	-	1,260.40	- →	-	11	918	1,191,470.40
9	ALEX	7.20	-	7.20	-	-	-	-	7.20	- →	-	4	1,311	8,521.50
10	ARDOVA	12.80	-	12.80	12.70	12.65	0.39	-	12.65	-0.15 ↓	-1.17	20	1,295,833	16,400,108.20
11	BERGER	7.25	-	7.25	7.00	7.00	-	-	7.00	-0.25 ↓	-3.45	18	303,735	2,130,485.10
12	BETAGLAS	58.20	-	58.20	-	-	-	-	58.20	- →	-	29	268,880	14,805,762.20
13	BUACEMENT	70.75	-	70.75	-	-	-	-	70.75	- →	-	36	595,107	37,908,315.90
14	BUAFOODS	59.50	-	59.50	-	-	-	-	59.50	- →	-	36	70,980	4,124,848.00
15	CADBURY	8.00	-	8.00	8.40	8.40	-	-	8.40	0.40 ↑	5.00	56	1,627,314	13,670,480.95
16	CAP	19.80	-	19.80	-	-	-	-	19.80	- →	-	10	111,271	2,065,024.00
17	CAVERTON	1.26	-	1.26	1.23	1.14	7.32	-	1.23	-0.03 ↓	-2.38	32	3,308,141	3,850,857.99
18	CHAMPION	2.12	-	2.12	2.07	2.06	0.48	-	2.06	-0.06 ↓	-2.83	12	3,625,891	7,502,462.77
19	CHAMS	0.21	-	0.21	0.21	0.20	4.76	-	0.20	-0.01 ↓	-4.76	96	1,078,647	220,077.17
20	CHELLARAM	2.24	-	2.24	-	-	-	-	2.24	- →	-	1	500	1,120.00
21	CHIPLC	0.64	-	0.64	-	-	-	-	0.64	- →	-	11	83,850	52,847.50
22	CILEASING	3.50	-	3.50	-	-	-	-	3.50	- →	-	6	25,850	84,647.75
23	CONOIL	26.00	-	26.00	26.00	26.00	-	-	26.00	- →	-	36	1,384,596	35,952,780.65
24	CORNERST	0.60	-	0.60	-	-	-	-	0.60	- →	-	6	24,183	14,597.30
25	COURTVILLE	0.52	-	0.52	0.52	0.52	-	-	0.52	- →	-	16	830,528	429,876.52

Prices for Securities Traded as of 19/04/2022

Printed 19/04/2022 14:50:25.025

S/N	COMPANY	PCLOSE	OOPEN	OPEN	HIGH	LOW	%SPREAD	OCLOSE	CLOSE	CHANGE	%CHANGI	TRADES	VOLUME	VALUE
26	CUSTODIAN	6.50	-	6.50	-	-	-	-	6.50	-	-	10	32,400	215,640.00
27	CUTIX	2.40	-	2.40	2.45	2.40	2.04	-	2.43	0.03	1.25	50	1,519,831	3,672,810.95
28	CWG	0.98	-	0.98	0.97	0.97	-	-	0.97	-0.01	-1.02	5	843,065	817,773.05
29	DAARCOMM	0.20	-	0.20	0.20	0.20	-	-	0.20	-	-	6	346,978	69,395.60
30	DANGCEM	280.00	-	280.00	-	-	-	-	280.00	-	-	193	282,754	82,760,674.70
31	DANGSUGAR	15.85	-	15.85	16.10	16.00	0.62	-	16.00	0.15	0.95	104	1,778,284	28,586,375.80
32	DEAPCAP	0.20	-	0.20	-	-	-	-	0.20	-	-	7	89,790	17,958.00
33	ETERNA	5.00	-	5.00	-	-	-	-	5.00	-	-	10	45,209	222,424.45
34	ETI	11.95	-	11.95	11.95	11.90	0.42	-	11.90	-0.05	-0.42	56	1,174,274	14,006,951.95
35	ETRANZACT	2.65	-	2.65	2.65	2.65	-	-	2.65	-	-	12	877,339	2,326,145.15
36	FBNH	11.60	-	11.60	11.95	11.60	2.93	11.95	11.95	0.35	3.02	101	2,802,863	32,897,875.60
37	FCMB	3.40	-	3.40	3.47	3.23	6.92	3.23	3.23	-0.17	-5.00	74	1,533,381	5,011,834.06
38	FIDELITYBK	3.85	-	3.85	4.00	3.87	3.25	3.90	3.90	0.05	1.30	272	33,757,853	132,130,932.21
39	FIDSON	7.90	-	7.90	8.00	7.90	1.25	-	7.90	-	1.27	85	578,227	4,587,709.60
40	FLOURMILL	30.55	-	30.55	-	-	-	-	30.55	-	-	53	464,099	14,426,378.65
41	FTNCOCOA	0.33	-	0.33	-	-	-	-	0.33	-	-	8	74,306	23,983.98
42	GLAXOSMITH	6.00	-	6.00	6.20	5.95	4.03	-	6.05	0.05	0.83	56	1,820,809	11,056,484.95
43	GTCO	24.50	-	24.50	24.60	24.45	0.61	24.50	24.50	-	-0.20	400	8,398,073	205,838,623.75
44	GUINEAINS	0.20	-	0.20	-	-	-	-	0.20	-	-	2	1,000	200.00
45	GUINNESS	70.00	-	70.00	74.80	74.80	-	-	74.80	4.80	6.86	53	397,842	29,510,609.80
46	HONYFLOUR	3.65	-	3.65	3.75	3.70	1.33	-	3.70	0.05	1.37	66	3,019,881	11,237,856.10
47	IKEJAHOTEL	1.30	-	1.30	1.25	1.21	3.20	-	1.25	-0.05	-3.85	16	1,452,736	1,808,878.00
48	IMG	8.60	-	8.60	-	-	-	-	8.60	-	-	12	30,718	288,220.10
49	INTBREW	4.90	-	4.90	4.95	4.85	2.02	4.90	4.90	-	1.02	24	1,222,208	5,968,060.85
50	JAIZBANK	0.68	-	0.68	-	-	-	-	0.68	-	-	28	108,997	75,048.62

Prices for Securities Traded as of 19/04/2022

Printed 19/04/2022 14:50:25.025

S/N	COMPANY	PCLOSE	OOPEN	OPEN	HIGH	LOW	%SPREAD	OCLOSE	CLOSE	CHANGE	%CHANGI	TRADES	VOLUME	VALUE
51	JAPAULGOLD	0.33	-	0.33	0.31	0.30	3.23	-	0.30	-0.03 ↓	-9.09	38	13,814,738	4,168,769.31
52	JBERGER	27.40	-	27.40	-	-	-	-	27.40	- →	-	57	635,573	17,065,330.60
53	JOHNHOLT	0.86	-	0.86	0.78	0.78	-	-	0.78	-0.08 ↓	-9.30	3	498,870	389,598.60
54	LASACO	1.04	-	1.04	1.02	1.02	-	-	1.02	-0.02 ↓	-1.92	8	8,978,325	9,155,894.25
55	LEARNAFRCA	2.08	-	2.08	1.95	1.95	-	-	1.95	-0.13 ↓	-6.25	15	4,607,095	8,985,970.53
56	LINKASSURE	0.51	-	0.51	0.48	0.48	-	-	0.48	-0.03 ↓	-5.88	14	289,790	140,661.35
57	LIVESTOCK	1.75	-	1.75	1.75	1.73	1.14	-	1.73	-0.02 ↓	-1.14	25	10,189,115	17,632,523.01
58	LIVINGTRUST	1.24	-	1.24	1.24	1.24	-	1.24	1.24	- →	-	28	3,000,000	3,547,411.82
59	MANSARD	2.59	-	2.59	2.67	2.46	7.87	-	2.60	0.01 ↑	0.39	57	1,742,097	4,510,127.88
60	MAYBAKER	4.40	-	4.40	-	-	-	-	4.40	- →	-	16	192,224	849,150.12
61	MBENEFIT	0.25	-	0.25	0.25	0.25	-	-	0.25	- →	-	11	458,065	114,424.90
62	MEYER	1.60	-	1.60	1.76	1.76	-	-	1.76	0.16 ↑	10.00	46	1,011,352	1,777,609.33
63	MORISON	2.18	-	2.18	-	-	-	-	2.18	- →	-	4	25,512	56,024.28
64	MRS	12.20	-	12.20	-	-	-	-	12.20	- →	-	16	23,119	289,571.00
65	MTNN	213.00	-	213.00	213.00	213.00	-	-	213.00	- →	-	359	22,152,138	4,718,513,327.20
66	MULTIVERSE	0.21	-	0.21	0.22	0.21	4.55	0.21	0.21	- ↑	4.76	16	1,309,762	277,960.97
67	NAHCO	5.70	-	5.70	5.70	5.41	5.09	5.60	5.60	-0.10 ↓	-1.75	94	13,094,473	71,335,329.21
68	NASCON	11.95	-	11.95	11.90	11.90	-	-	11.90	-0.05 ↓	-0.42	27	376,363	4,428,285.60
69	NB	44.95	-	44.95	44.20	44.20	-	-	44.20	-0.75 ↓	-1.67	80	769,660	34,444,430.90
70	NEIMETH	1.58	-	1.58	1.47	1.45	1.36	-	1.45	-0.13 ↓	-8.23	31	4,653,417	6,785,285.96
71	NEM	4.05	-	4.05	-	-	-	-	4.05	- →	-	3	29,950	114,147.50
72	NESTLE	1,395.00	-	1,395.00	-	-	-	-	1,395.00	- →	-	31	33,541	45,479,270.30
73	NGXGROUP	24.00	-	24.00	24.00	23.65	1.46	-	24.00	- ↓	-1.46	32	7,942,177	188,492,957.20
74	NIGERINS	0.20	-	0.20	-	-	-	-	0.20	- →	-	2	25,500	5,105.00
75	NNFM	9.65	-	9.65	9.65	9.65	-	-	9.65	- →	-	2	2,357,803	22,752,798.95

Prices for Securities Traded as of 19/04/2022

Printed 19/04/2022 14:50:25.025

S/N	COMPANY	PCLOSE	OOPEN	OPEN	HIGH	LOW	%SPREAD	OCLOSE	CLOSE	CHANGE	%CHANGI	TRADES	VOLUME	VALUE
76	NPFMCRFBK	2.06	-	2.06	2.20	2.15	2.27	-	2.20	0.14 ↑	6.80	19	583,337	1,269,802.12
77	OANDO	4.83	-	4.83	4.88	4.83	1.02	-	4.84	0.01 ↑	0.21	97	13,820,795	66,961,530.58
78	OKOMUOIL	150.00	-	150.00	-	-	-	-	150.00	- →	-	41	93,158	13,839,372.70
79	OMATEK	0.20	-	0.20	0.20	0.20	-	-	0.20	- →	-	3	17,899,139	3,579,827.80
80	PHARMDEKO	1.73	-	1.73	1.60	1.56	2.50	-	1.60	-0.13 ↓	-7.51	6	1,480,299	2,331,098.40
81	PRESKO	132.90	-	132.90	-	-	-	-	132.90	- →	-	42	175,358	22,625,000.50
82	PRESTIGE	0.40	-	0.40	0.40	0.40	-	-	0.40	- →	-	9	10,497,592	4,200,092.50
83	PZ	9.70	-	9.70	9.40	9.40	-	-	9.40	-0.30 ↓	-3.09	30	1,430,029	13,465,039.15
84	REDSTAREX	3.00	-	3.00	3.03	3.00	0.99	-	3.00	- ↑	0.33	87	1,590,811	4,787,100.45
85	REGALINS	0.35	-	0.35	-	-	-	-	0.35	- →	-	2	2,600	832.00
86	ROYALEX	0.97	-	0.97	0.95	0.95	-	0.95	0.95	-0.02 ↓	-2.06	15	1,030,948	978,136.60
87	RTBRISCOE	0.57	-	0.57	0.59	0.58	1.69	-	0.59	0.02 ↑	3.51	23	15,074,196	8,891,900.44
88	SEPLAT	985.00	-	985.00	-	-	-	-	985.00	- →	-	26	20,594	20,697,297.30
89	SFSREIT	77.00	-	77.00	-	-	-	-	77.00	- →	-	19	17,778	1,255,771.80
90	SKYAVN	5.80	-	5.80	-	-	-	-	5.80	- →	-	6	26,328	162,568.16
91	SOVRENINS	0.25	-	0.25	0.27	0.25	7.41	-	0.25	- ↑	8.00	31	4,146,997	1,105,432.25
92	STANBIC	32.15	-	32.15	33.25	33.25	-	-	33.25	1.10 ↑	3.42	58	671,490	22,283,023.35
93	STERLNBANK	1.40	1.47	1.47	1.47	1.43	2.72	-	1.45	0.05 ↑	3.57	130	4,028,364	5,858,039.52
94	SUNUASSUR	0.36	-	0.36	-	-	-	-	0.36	- →	-	6	17,100	5,853.00
95	TOTAL	238.50	-	238.50	-	-	-	-	238.50	- →	-	41	141,821	32,861,632.90
96	TRANSCOHOT	4.95	-	4.95	-	-	-	-	4.95	- →	-	2	820	3,928.00
97	TRANSCORP	1.01	1.02	1.02	1.03	1.00	2.91	-	1.00	-0.01 ↓	-0.99	118	12,591,718	12,786,693.66
98	TRANSEXP	0.81	-	0.81	-	-	-	-	0.81	- →	-	1	2,000	1,620.00
99	TRIPPLEG	0.96	-	0.96	-	-	-	-	0.96	- →	-	1	3,679	3,200.73
100	UACN	11.50	-	11.50	-	-	-	-	11.50	- →	-	31	336,925	3,883,966.40

Prices for Securities Traded as of 19/04/2022



Printed 19/04/2022 14:50:25.025

S/N	COMPANY	PCLOSE	OOPEN	OPEN	HIGH	LOW	%SPREAD	OCLOSE	CLOSE	CHANGE	%CHANGI	TRADES	VOLUME	VALUE
101	UBA	8.20	-	8.20	8.25	7.95	3.64	8.00	8.00	-0.20 ↓	-2.44	240	11,889,411	95,786,133.55
102	UBN	6.20	-	6.20	-	-	-	-	6.20	- →	-	42	1,633,881	10,360,309.05
103	UCAP	13.25	-	13.25	13.65	13.25	2.93	-	13.60	0.35 ↑	2.64	122	4,514,447	60,521,339.70
104	UNILEVER	12.20	-	12.20	12.75	12.75	-	-	12.75	0.55 ↑	4.51	199	6,228,547	76,114,701.35
105	UNITYBNK	0.47	-	0.47	0.48	0.48	-	-	0.48	0.01 ↑	2.13	15	513,564	246,752.34
106	UNIVINSURE	0.20	-	0.20	-	-	-	-	0.20	- →	-	3	25,500	5,100.00
107	UPDC	0.88	-	0.88	0.86	0.85	1.16	-	0.86	-0.02 ↓	-2.27	26	866,045	743,175.65
108	UPDCREIT	3.55	-	3.55	-	-	-	-	3.55	- →	-	12	56,474	203,828.40
109	UPL	2.45	-	2.45	-	-	-	-	2.45	- →	-	7	138,383	359,104.12
110	VERITASKAP	0.21	-	0.21	0.21	0.21	-	-	0.21	- →	-	8	8,993,642	1,888,984.82
111	VITAFOAM	22.40	-	22.40	-	-	-	-	22.40	- →	-	45	367,960	7,954,793.35
112	WAPCO	23.10	-	23.10	23.05	22.90	0.65	23.05	23.05	-0.05 ↓	-0.22	143	3,949,691	90,888,843.85
113	WAPIC	0.44	-	0.44	0.43	0.42	2.33	-	0.42	-0.02 ↓	-4.55	44	772,577	328,289.67
114	WEMABANK	3.13	-	3.13	3.10	3.00	3.23	3.10	3.10	-0.03 ↓	-0.96	92	3,235,708	9,761,626.88
115	ZENITHBANK	25.00	-	25.00	25.00	24.00	4.00	24.85	24.85	-0.15 ↓	-0.60	403	13,042,824	323,151,803.00
Total												5,790	365,453,508	7,106,460,697.99

Prices for Securities Traded as of 19/04/2022

Printed 19/04/2022 14:50:25.025



PRICES FOR ETF SECURITIES TRADED ON 19/04/2022

<u>S/N</u>	<u>COMPANY</u>	<u>PCLOSE</u>	<u>OPEN</u>	<u>HIGH</u>	<u>LOW</u>	<u>%SPREAD</u>	<u>CLOSE</u>	<u>CHANGE</u>	<u>%CHANG</u>	<u>TRADES</u>	<u>VOLUME</u>	<u>VALUE</u>
1	LOTUSHAL15	14.18	14.18	14.18	14.18	-	14.18		-	1	20,000	283,600.00
2	STANBICETF30	55.00	55.00	55.00	55.00	-	55.00		-	1	20	1,100.00
Total										2	20,020	284,700.00

Prices for Securities Traded as of 19/04/2022

Printed 19/04/2022 14:50:25.025

PRICES FOR BOND SECURITIES TRADED ON 19/04/2022

<u>S/N</u>	<u>COMPANY</u>	<u>PCLOSE</u>	<u>OPEN</u>	<u>HIGH</u>	<u>LOW</u>	<u>%SPREAD</u>	<u>CLOSE</u>	<u>CHANGE</u>	<u>%CHANGE</u>	<u>TRADES</u>	<u>VOLUME</u>	<u>VALUE</u>
1	FGSUK2025S2	115.00	115.00	115.00	115.00	-	115.00	0.00 	-	1	900	1,034,999.10
2	FGSUK2027S3	105.00	105.00	100.20	100.00	0.20	100.00	-5.00 	-4.76	5	14,750	14,750,049.73
Total										6	15,650	15,785,048.83